

Use the below products when utilising a DIY system to protect steel and galvanised surfaces such as cowshed and farm equipment.



Get your very own **Shop Card** and enjoy the perks of saving big with exclusive discounts!

Apply in store or online: [www.thealtexpaintshop.com](http://www.thealtexpaintshop.com)

## THE ALTEX PAINT SHOP

### AUCKLAND

68 Patiki Road, Avondale **Ph: 09 828 3422**

### TAURANGA

91-111 Oropi Road, Greerton **Ph: 07 541 1955**

### NELSON

79 Vickerman Street, Port Nelson **Ph: 03 546 8375**

### CHRISTCHURCH

10D Craft Place, Middleton **Ph: 03 335 0673**

### DUNEDIN

4 Mason Street, City Centre **Ph: 03 474 1890**



### TECHNICAL HELPLINE

We have a great Technical team available who will happily discuss all your painting requirements with practical advice. Our Factory Shop staff are dedicated to making sure you receive top service and information.

**0800 258 390**

[www.thealtexpaintshop.co.nz](http://www.thealtexpaintshop.co.nz)



## THE ALTEX PAINT SHOP

## STEEL & GALVANISED SURFACES







**ANY EXPOSED STEEL TO THE ELEMENTS, INCLUDING COWSHED AND FARM EQUIPMENT**

Hard wearing, heavy duty coatings to protect against corrosion, heat, abrasion and chemical attack.



### WHAT YOU WILL NEED ✓

-  **P40**
-  **CARBOMASTIC® 615**
-  **CARBOGUARD® 504**
-  **E~LINE 949**

- Empty tins and mixing stick
- Water blaster
- Washing brooms and containers or degrease rags
- Paint roller, sleeves and tray
- Paint brushes - a high quality, fine tip brush is important



**History. Service.**  
*Innovation.*

# STEEL & GALVANISED SURFACES

## COWSHED & FARM EQUIPMENT

Every job is different. This system can be changed around to best suit your project. Please talk to one of our Technical or Shop Staff members to customise to your needs.

Altex products are simple and easy to use boasting the following:

### FEATURES



- ✓ Ease of use
- ✓ 3 stage application
- ✓ Simple brush/roller application
- ✓ High grade finish
- ✓ Long service life
- ✓ The approximate project time is 48 hours

## PROCESS

Follow the below process for a DIY system to protect steel and galvanised surfaces such as cowshed and farm equipment.

### 1 SURFACE PREPARATION

Water blast area to remove surface contaminants. Brush roll or mop **P40** Cleaner to degrease and remove in-ground contaminants giving undercoats better adhesion. Simple, scrub and rinse.

### 2 PRIMING, FILLING & UNDERCOATING

Apply two coats of **CARBOMASTIC 615**.

To increase durability additional coats of **CARBOMASTIC 615** can be applied

Use **CARBOGUARD 504** - to prime surface.

### 3 FINISH COAT

Final Coat of **E~LINE 949**  
Get the additional benefits of **EASY CLEAN SX** by adding to **E~LINE 949** coat to achieve a superior non stick finish for that remarkable difference in cleaning dairy or animal areas.

Note: **E~LINE 949** is a fast curing, hard finish top coat ideal for application in winter months.

Find us on

Join The Altex Paint Shop Facebook community for DIY tips, how to's and our projects.

